

**MINISTERIO DE ENERGIA Y MINAS  
DIRECCION GENERAL DE HIDROCARBUROS**

**LIBRO ANUAL DE RESERVAS**

**Al 31 de Diciembre del 2008**

**Dirección General de Hidrocarburos**

**Elaborado por:**

**Ing. de Petróleo: Ing. Alcides Campos Peves**

**CIP 38690**

**Participación:**

**Ing. de Petróleo: Ing. María Gálvez Palacios**

**CIP 99340**





**MINISTERIO DE ENERGIA Y MINAS**  
**DIRECCION GENERAL DE HIDROCARBUROS**

## **LIBRO DE RESERVAS – 2008**

### **RESUMEN EJECUTIVO**

Los estimados de reservas de petróleo, gas natural y líquidos del gas natural (LGN) presentados por las compañías contratistas, fueron revisadas y conciliadas por la Dirección General de Hidrocarburos (DGH).

En la siguiente tabla se presenta el resumen de las reservas obtenidas para el año 2008:


| CLASIFICACIÓN                   | HIDROCARBUROS LÍQUIDOS (MMSTB) |           |           | GAS (TCF) |
|---------------------------------|--------------------------------|-----------|-----------|-----------|
|                                 | PETRÓLEO                       | LGN       | TOTAL     |           |
| PROBADAS                        | 532.662                        | 658.200   | 1,190.862 | 12.200    |
| PROBABLES                       | 640.469                        | 294.308   | 934.777   | 6.256     |
| PROBADAS + PROBABLES            | 1,173.131                      | 952.509   | 2,125.640 | 18.456    |
| POSIBLES                        | 4,637.850                      | 384.059   | 5,021.909 | 12.644    |
| PROBADAS + PROBABLES + POSIBLES | 5,810.981                      | 1,336.568 | 7,147.549 | 31.100    |

Unidades: MMSTB = Millón de Barriles ( $10^6$  Barriles)  
 TCF = Tera Pies Cúbicos ( $10^{12}$  Pies Cúbicos )

- Estas cifras no incluyen la última información técnica correspondiente al año 2009

Las Reservas Probadas de petróleo(532.662 MM STB) muestran un incremento de 19.1 %, con respecto a las cifras reportadas el año 2007 (447.384 MM STB) debido principalmente a los resultados exitosos de la perforación de pozos en el zócalo(Lote Z-1), costa(Lotes III, X y XIII) y selva(Lote 1AB), reclasificación de reservas e identificación de nuevas ubicaciones para perforar y nuevos trabajos de reacondicionamientos.

Las Reservas Probables de Petróleo a Diciembre del 2008 (640.469 MM STB) disminuyeron en 3.2 % en relación al año 2007 (661.072 MM STB), este cambio se debe principalmente a la transferencia de reservas a otra categoría y a la evaluación y revisión de reservas de proyectos de recuperación secundaria y de ubicaciones propuestas.






A continuación se presenta el resumen de las reservas obtenidas por zonas geográficas para los Años 2008 y 2007. Asimismo se presenta la diferencias entre los años mencionados para cada clasificación de reservas:

| Reservas Año 2008                     |             | Probadas Desarrolladas | Probadas No Desarrolladas | Total Probadas | Probables      | Probadas + Probables | Posibles         | Probadas + Probables + Posibles |
|---------------------------------------|-------------|------------------------|---------------------------|----------------|----------------|----------------------|------------------|---------------------------------|
| <b><u>Petróleo</u></b>                |             |                        |                           |                |                |                      |                  |                                 |
| Costa                                 | MSTB        | 91,434                 | 63,714                    | 155,148        | 59,691         | 214,839              | 138,028          | 352,867                         |
| Zócalo                                | MSTB        | 52,016                 | 47,952                    | 99,968         | 23,378         | 123,346              | 972,336          | 1,095,682                       |
| Selva                                 | MSTB        | 152,327                | 125,219                   | 277,546        | 392,370        | 669,916              | 1,847,072        | 2,516,988                       |
| No Operadas                           | MSTB        | 0                      | 0                         | 0              | 165,030        | 165,030              | 1,680,414        | 1,845,444                       |
| <b>Total</b>                          | <b>MSTB</b> | <b>295,777</b>         | <b>236,885</b>            | <b>532,662</b> | <b>640,469</b> | <b>1,173,131</b>     | <b>4,637,850</b> | <b>5,810,981</b>                |
| <b><u>Gas Natural</u></b>             |             |                        |                           |                |                |                      |                  |                                 |
| Costa                                 | TCF         | 0.231                  | 0.103                     | 0.333          | 0.653          | 0.986                | 0.810            | 1.796                           |
| Zócalo                                | TCF         | 0.237                  | 0.422                     | 0.659          | 0.515          | 1.174                | 4.544            | 5.718                           |
| Selva                                 | TCF         | 5.753                  | 5.455                     | 11.208         | 4.058          | 15.266               | 4.023            | 19.289                          |
| No Operadas                           |             | 0.000                  | 0.000                     | 0.000          | 1.030          | 1.030                | 3.267            | 4.297                           |
| <b>Total</b>                          | <b>TCF</b>  | <b>6.221</b>           | <b>5.980</b>              | <b>12.200</b>  | <b>6.256</b>   | <b>18.456</b>        | <b>12.643</b>    | <b>31.100</b>                   |
| <b><u>Líquidos de Gas Natural</u></b> |             |                        |                           |                |                |                      |                  |                                 |
| Costa                                 | MSTB        | 0                      | 0                         | 0              | 0              | 0                    | 0                | 0                               |
| Zócalo                                | MSTB        | 0                      | 0                         | 0              | 0              | 0                    | 0                | 0                               |
| Selva                                 | MSTB        | 382,601                | 275,600                   | 658,201        | 254,308        | 912,509              | 218,019          | 1,130,528                       |
| No Operadas                           |             | 0                      | 0                         | 0              | 40,000         | 40,000               | 166,040          | 206,040                         |
| <b>Total</b>                          | <b>MSTB</b> | <b>382,601</b>         | <b>275,600</b>            | <b>658,201</b> | <b>294,308</b> | <b>952,509</b>       | <b>384,059</b>   | <b>1,336,568</b>                |

Unidades: MSTB = Miles de Barriles ( $10^3$  Barriles)  
TCF = Tera Pies Cúbicos ( $10^{12}$  Pies Cúbicos)

| Reservas Año 2007                     |             | Probadas Desarrolladas | Probadas No Desarrolladas | Total Probadas | Probables      | Probadas + Probables | Posibles         | Probadas + Probables + Posibles |
|---------------------------------------|-------------|------------------------|---------------------------|----------------|----------------|----------------------|------------------|---------------------------------|
| <b><u>Petróleo</u></b>                |             |                        |                           |                |                |                      |                  |                                 |
| Costa                                 | MSTB        | 86,160                 | 41,069                    | 127,229        | 57,616         | 184,845              | 135,534          | 320,379                         |
| Zócalo                                | MSTB        | 45,494                 | 28,419                    | 73,913         | 10,860         | 84,773               | 1,092,722        | 1,177,495                       |
| Selva                                 | MSTB        | 212,515                | 33,727                    | 246,242        | 427,566        | 673,808              | 2,076,253        | 2,750,061                       |
| No Operadas                           | MSTB        | 0                      | 0                         | 0              | 165,030        | 165,030              | 1,602,564        | 1,767,594                       |
| <b>Total</b>                          | <b>MSTB</b> | <b>344,169</b>         | <b>103,215</b>            | <b>447,384</b> | <b>661,072</b> | <b>1,108,456</b>     | <b>4,907,073</b> | <b>6,015,529</b>                |
| <b><u>Gas Natural</u></b>             |             |                        |                           |                |                |                      |                  |                                 |
| Costa                                 | TCF         | 0.185                  | 0.017                     | 0.202          | 0.665          | 0.867                | 0.748            | 1.615                           |
| Zócalo                                | TCF         | 0.114                  | 0.165                     | 0.279          | 1.081          | 1.360                | 3.184            | 4.544                           |
| Selva                                 | TCF         | 3.875                  | 7.464                     | 11.339         | 4.056          | 15.395               | 4.184            | 19.579                          |
| No Operadas                           |             | 0.000                  | 0.000                     | 0.000          | 1.030          | 1.030                | 3.103            | 4.133                           |
| <b>Total</b>                          | <b>TCF</b>  | <b>4.174</b>           | <b>7.646</b>              | <b>11.820</b>  | <b>6.831</b>   | <b>18.652</b>        | <b>11.219</b>    | <b>29.871</b>                   |
| <b><u>Líquidos de Gas Natural</u></b> |             |                        |                           |                |                |                      |                  |                                 |
| Costa                                 | MSTB        | 0                      | 0                         | 0              | 0              | 0                    | 0                | 0                               |
| Zócalo                                | MSTB        | 0                      | 0                         | 0              | 0              | 0                    | 0                | 0                               |
| Selva                                 | MSTB        | 259,013                | 415,091                   | 674,104        | 254,308        | 928,412              | 224,779          | 1,153,191                       |
| No Operadas                           |             | 0                      | 0                         | 0              | 40,000         | 40,000               | 159,280          | 199,280                         |
| <b>Total</b>                          | <b>MSTB</b> | <b>259,013</b>         | <b>415,090</b>            | <b>674,104</b> | <b>294,308</b> | <b>968,412</b>       | <b>384,059</b>   | <b>1,352,471</b>                |






| Diferencias Reservas Años 2008-2007   |             | Probadas<br>Desarrolladas | Probadas No<br>Desarrolladas | Total<br>Probadas | Probables      | Probadas +<br>Probables | Posibles        | Probadas +<br>Probables +<br>Posibles |
|---------------------------------------|-------------|---------------------------|------------------------------|-------------------|----------------|-------------------------|-----------------|---------------------------------------|
| <b><u>Petróleo</u></b>                |             |                           |                              |                   |                |                         |                 |                                       |
| Costa                                 | MSTB        | 5,274                     | 22,645                       | 27,919            | 2,075          | 29,994                  | 2,494           | 32,488                                |
| Zócalo                                | MSTB        | 6,522                     | 19,533                       | 26,055            | 12,518         | 38,573                  | -120,385        | -81,812                               |
| Selva                                 | MSTB        | -60,188                   | 91,492                       | 31,304            | -35,196        | -3,892                  | -229,181        | -233,073                              |
| No Operadas                           | MSTB        | 0                         | 0                            | 0                 | 0              | 0                       | 77,850          | 77,850                                |
| <b>Total</b>                          | <b>MSTB</b> | <b>-48,392</b>            | <b>133,670</b>               | <b>85,278</b>     | <b>-20,602</b> | <b>64,675</b>           | <b>-269,223</b> | <b>-204,548</b>                       |
| <b><u>Gas Natural</u></b>             |             |                           |                              |                   |                |                         |                 |                                       |
| Costa                                 | TCF         | 0.045                     | 0.085                        | 0.131             | -0.012         | 0.119                   | 0.061           | 0.181                                 |
| Zócalo                                | TCF         | 0.123                     | 0.257                        | 0.380             | -0.566         | -0.186                  | 1.360           | 1.174                                 |
| Selva                                 | TCF         | 1.878                     | -2.009                       | -0.131            | 0.003          | -0.129                  | -0.161          | -0.290                                |
| No Operadas                           |             | 0.000                     | 0.000                        | 0.000             | 0.000          | 0.000                   | 0.165           | 0.165                                 |
| <b>Total</b>                          | <b>TCF</b>  | <b>2.047</b>              | <b>-1.666</b>                | <b>0.380</b>      | <b>-0.575</b>  | <b>-0.196</b>           | <b>1.424</b>    | <b>1.229</b>                          |
| <b><u>Líquidos de Gas Natural</u></b> |             |                           |                              |                   |                |                         |                 |                                       |
| Costa                                 | MSTB        | 0                         | 0                            | 0                 | 0              | 0                       | 0               | 0                                     |
| Zócalo                                | MSTB        | 0                         | 0                            | 0                 | 0              | 0                       | 0               | 0                                     |
| Selva                                 | MSTB        | 123,588                   | -139,491                     | -15,903           | 0              | -15,903                 | -6,760          | -22,663                               |
| No Operadas                           |             | 0                         | 0                            | 0                 | 0              | 0                       | 6,760           | 6,760                                 |
| <b>Total</b>                          | <b>MSTB</b> | <b>123,588</b>            | <b>-139,490</b>              | <b>-15,903</b>    | <b>0</b>       | <b>-15,903</b>          | <b>0</b>        | <b>-15,903</b>                        |

Las Reservas Posibles de petróleo en el año 2008 (4,637.85 MM STB) han disminuido en 5.8 % con respecto al año 2007(4,907.073 MM STB), debido a la revisión de reservas de ubicaciones para perforar, proyectos de Recuperación Secundaria y estructuras exploratorias propuestas(Lote 67 y Z-2B).

En lo que se refiere al Gas Natural, las Reservas Probadas muestran un incremento de 3.2 %, (12.2 TCF vs. 11.82 TCF) básicamente a los cambios en las reservas de gas asociado. La diferencia de las reservas probables: 6.256 TCF vs. 6.831 TCF (-7.9%) y las reservas posibles: 12.643 TCF vs. 11.219 TCF (12.7%), con las cifras reportadas el año 2007 se debe principalmente a los cambios en las reservas de gas asociado(Lote Z2B) y transferencia de reservas a otra categoría.

Las Reservas Probadas de LGN (658.201 MM STB) disminuyen en 2.4 % con respecto al año 2007 (674.104 MM STB) por la producción obtenida en el año 2008. Las Reservas Probables ( 294.308 MM STB) y Posibles(384.059 MM STB), se mantienen igual a las reportadas el año 2007.





**TABLA N° 2**  
**RESERVAS DE GAS NATURAL (TCF)**  
Al 31 de Diciembre de 2008

| AREA/LOTE                      | REGION        | COMPAÑIA OPERADORA      | PROBADAS DESARROLLADAS | NO DESARROLLADAS | TOTAL PROBADAS | PROBABLES    | PROBADAS + PROBABLES | POSIBLES      | PROBADAS + PROBABLES + POSIBLES |
|--------------------------------|---------------|-------------------------|------------------------|------------------|----------------|--------------|----------------------|---------------|---------------------------------|
| I                              | Costa         | GRANA Y MONTERO         | 0.014                  | 0.005            | 0.019          | 0.005        | 0.024                | 0.007         | 0.031                           |
| II                             | Costa         | PETROLERA MONTEERRICO   | 0.000                  | 0.000            | 0.000          | 0.018        | 0.018                | 0.006         | 0.024                           |
| III                            | Costa         | INTEROIL PERU S.A.      | 0.053                  | 0.054            | 0.107          | 0.240        | 0.347                | 0.464         | 0.811                           |
| IV                             | Costa         | INTEROIL PERU S.A.      | 0.000                  | 0.000            | 0.000          | 0.007        | 0.007                | 0.001         | 0.008                           |
| V                              | Costa         | GRANA Y MONTERO         | 0.000                  | 0.000            | 0.000          | 0.002        | 0.002                | 0.001         | 0.003                           |
| VI / VII                       | Costa         | SAPET                   | 0.014                  | 0.002            | 0.016          | 0.037        | 0.053                | 0.016         | 0.069                           |
| IX                             | Costa         | UNIPETRO                | 0.000                  | 0.000            | 0.000          | 0.000        | 0.000                | 0.003         | 0.003                           |
| X                              | Costa         | PETROBRAS               | 0.070                  | 0.035            | 0.105          | 0.024        | 0.129                | 0.008         | 0.137                           |
| XIII                           | Costa         | OLYMPIC                 | 0.079                  | 0.007            | 0.086          | 0.312        | 0.398                | 0.199         | 0.597                           |
| XV                             | Costa         | PETROLERA MONTEERRICO   | 0.000                  | 0.000            | 0.000          | 0.006        | 0.006                | 0.023         | 0.029                           |
| XIX                            | Costa         | BPZ                     | 0.000                  | 0.000            | 0.000          | 0.000        | 0.000                | 0.002         | 0.002                           |
| XX                             | Costa         | PETROLERA MONTEERRICO   | 0.000                  | 0.000            | 0.000          | 0.000        | 0.000                | 0.003         | 0.003                           |
| XXI                            | Costa         | GOLD OIL                | 0.000                  | 0.000            | 0.000          | 0.001        | 0.001                | 0.078         | 0.079                           |
| XXII                           | Costa         | BPZ EXPLORACIÓN         | 0.000                  | 0.000            | 0.000          | 0.000        | 0.000                | 0.000         | 0.000                           |
| XXIII                          | Costa         | BPZ EXPLORACIÓN         | 0.000                  | 0.000            | 0.000          | 0.000        | 0.000                | 0.000         | 0.000                           |
| XXIV                           | Costa         | UPLAND OIL AND GAS      | 0.000                  | 0.000            | 0.000          | 0.000        | 0.000                | 0.001         | 0.001                           |
| XXV                            | Costa         | VEIRA PERU              | 0.000                  | 0.000            | 0.000          | 0.000        | 0.000                | 0.000         | 0.000                           |
| XXVI                           | Costa         | PETRO-TECH              | 0.000                  | 0.000            | 0.000          | 0.000        | 0.000                | 0.001         | 0.001                           |
| <b>TOTAL COSTA - OPERADAS</b>  |               |                         | <b>0.231</b>           | <b>0.103</b>     | <b>0.333</b>   | <b>0.653</b> | <b>0.986</b>         | <b>0.810</b>  | <b>1.796</b>                    |
| Z-1                            | Zócalo        | BPZ                     | 0.003                  | 0.161            | 0.164          | 0.230        | 0.394                | 1.016         | 1.410                           |
| Z-6                            | Zócalo        | PETROTECH               | 0.000                  | 0.000            | 0.000          | 0.000        | 0.000                | 0.002         | 0.002                           |
| Z-33                           | Zócalo        | PETROTECH               | 0.000                  | 0.000            | 0.000          | 0.000        | 0.000                | 0.002         | 0.002                           |
| Z-34                           | Zócalo        | GOLD OIL                | 0.000                  | 0.000            | 0.000          | 0.000        | 0.000                | 0.000         | 0.000                           |
| Z-35                           | Zócalo        | PETRO-TECH              | 0.000                  | 0.000            | 0.000          | 0.000        | 0.000                | 0.001         | 0.001                           |
| Z-36                           | Zócalo        | PETRO-TECH              | 0.000                  | 0.000            | 0.000          | 0.000        | 0.000                | 0.000         | 0.000                           |
| Z-38                           | Zócalo        | KEI PERU                | 0.000                  | 0.000            | 0.000          | 0.000        | 0.000                | 0.000         | 0.000                           |
| Z-45                           | Zócalo        | PETRO-TECH              | 0.000                  | 0.000            | 0.000          | 0.000        | 0.000                | 0.001         | 0.001                           |
| Z-46                           | Zócalo        | SK ENERGY               | 0.000                  | 0.000            | 0.000          | 0.000        | 0.000                | 0.003         | 0.003                           |
| Z-47                           | Zócalo        | PVEP PERU               | 0.000                  | 0.000            | 0.000          | 0.000        | 0.000                | 0.001         | 0.001                           |
| Z-48                           | Zócalo        | PETRO-TECH              | 0.000                  | 0.000            | 0.000          | 0.000        | 0.000                | 0.000         | 0.000                           |
| Z-49                           | Zócalo        | PETRO-TECH              | 0.000                  | 0.000            | 0.000          | 0.000        | 0.000                | 0.000         | 0.000                           |
| Z-2B                           | Zócalo        | PETRO-TECH              | 0.234                  | 0.261            | 0.495          | 0.285        | 0.780                | 3.517         | 4.297                           |
| <b>TOTAL ZOCALO - OPERADAS</b> |               |                         | <b>0.237</b>           | <b>0.422</b>     | <b>0.659</b>   | <b>0.515</b> | <b>1.174</b>         | <b>4.544</b>  | <b>5.718</b>                    |
| 1AB                            | Selva Norte   | PLUSPETROL NORTE        | 0.000                  | 0.000            | 0.000          | 0.085        | 0.085                | 0.013         | 0.098                           |
| 8                              | Selva Norte   | PLUSPETROL NORTE        | 0.000                  | 0.000            | 0.000          | 0.012        | 0.012                | 0.008         | 0.020                           |
| 31B/D                          | Selva Central | MAPLE                   | 0.000                  | 0.000            | 0.000          | 0.000        | 0.000                | 0.000         | 0.000                           |
| 31C                            | Selva Central | AGUAYTIA ENERGY         | 0.172                  | 0.000            | 0.172          | 0.081        | 0.253                | 0.058         | 0.311                           |
| 31E                            | Selva Central | MAPLE                   | 0.000                  | 0.000            | 0.000          | 0.000        | 0.000                | 0.001         | 0.001                           |
| 39                             | Selva Norte   | REPSOL                  | 0.000                  | 0.000            | 0.000          | 0.001        | 0.001                | 0.003         | 0.004                           |
| 56                             | Selva Sur     | PLUSPETROL              | 1.438                  | 1.497            | 2.935          | 1.180        | 4.115                | 0.790         | 4.905                           |
| 57                             | Selva Sur     | REPSOL                  | 0.000                  | 0.000            | 0.000          | 0.000        | 0.000                | 0.274         | 0.274                           |
| 58                             | Selva Sur     | PLUSPETROL              | 0.000                  | 0.000            | 0.000          | 0.000        | 0.000                | 0.177         | 0.177                           |
| 64                             | Selva Norte   | OCCIDENTAL              | 0.000                  | 0.000            | 0.000          | 0.000        | 0.000                | 0.003         | 0.003                           |
| 67                             | Selva Norte   | PERENCO PERU LIMITED    | 0.000                  | 0.000            | 0.000          | 0.000        | 0.000                | 0.000         | 0.000                           |
| 76                             | Selva Sur     | HUNT OIL COMPANY        | 0.000                  | 0.000            | 0.000          | 0.000        | 0.000                | 2.020         | 2.020                           |
| 88                             | Selva Sur     | PLUSPETROL              | 4.142                  | 3.958            | 8.100          | 2.700        | 10.800               | 0.209         | 11.009                          |
| 90                             | Selva Central | REPSOL                  | 0.000                  | 0.000            | 0.000          | 0.000        | 0.000                | 0.262         | 0.262                           |
| 95                             | Selva Norte   | HARKEN                  | 0.000                  | 0.000            | 0.000          | 0.000        | 0.000                | 0.001         | 0.001                           |
| 100                            | Selva Central | CONSULTORA DE PETROLEO  | 0.000                  | 0.000            | 0.000          | 0.000        | 0.000                | 0.000         | 0.000                           |
| 101                            | Selva Norte   | OCCIDENTAL              | 0.000                  | 0.000            | 0.000          | 0.000        | 0.000                | 0.003         | 0.003                           |
| 102                            | Selva Norte   | RAMSHORN                | 0.000                  | 0.000            | 0.000          | 0.000        | 0.000                | 0.000         | 0.000                           |
| 103                            | Selva Norte   | OCCIDENTAL              | 0.000                  | 0.000            | 0.000          | 0.000        | 0.000                | 0.008         | 0.008                           |
| 104                            | Selva Norte   | BURLINGTON              | 0.000                  | 0.000            | 0.000          | 0.000        | 0.000                | 0.002         | 0.002                           |
| 105                            | Selva Sur     | SIBOIL                  | 0.000                  | 0.000            | 0.000          | 0.000        | 0.000                | 0.001         | 0.001                           |
| 106                            | Selva Norte   | PETROLIFERA             | 0.000                  | 0.000            | 0.000          | 0.000        | 0.000                | 0.002         | 0.002                           |
| 107                            | Selva Central | PETROLIFERA             | 0.000                  | 0.000            | 0.000          | 0.000        | 0.000                | 0.139         | 0.139                           |
| 108                            | Selva Central | PLUSPETROL              | 0.000                  | 0.000            | 0.000          | 0.000        | 0.000                | 0.004         | 0.004                           |
| 109                            | Selva Norte   | REPSOL                  | 0.000                  | 0.000            | 0.000          | 0.000        | 0.000                | 0.002         | 0.002                           |
| 110                            | Selva Central | PETROBRAS               | 0.000                  | 0.000            | 0.000          | 0.000        | 0.000                | 0.009         | 0.009                           |
| 111                            | Selva Sur     | SAPET                   | 0.000                  | 0.000            | 0.000          | 0.000        | 0.000                | 0.001         | 0.001                           |
| 113                            | Selva Sur     | SAPET                   | 0.000                  | 0.000            | 0.000          | 0.000        | 0.000                | 0.001         | 0.001                           |
| 114                            | Selva Central | PAN ANDEAN              | 0.000                  | 0.000            | 0.000          | 0.000        | 0.000                | 0.004         | 0.004                           |
| 115                            | Selva Norte   | PLUSPETROL              | 0.000                  | 0.000            | 0.000          | 0.000        | 0.000                | 0.001         | 0.001                           |
| 116                            | Selva Norte   | HOCOL PERU              | 0.000                  | 0.000            | 0.000          | 0.000        | 0.000                | 0.002         | 0.002                           |
| 117                            | Selva Norte   | PETROBRAS               | 0.000                  | 0.000            | 0.000          | 0.000        | 0.000                | 0.001         | 0.001                           |
| 121                            | Selva Norte   | BARRETT                 | 0.000                  | 0.000            | 0.000          | 0.000        | 0.000                | 0.001         | 0.001                           |
| 122                            | Selva Norte   | GRAN TIERRA             | 0.000                  | 0.000            | 0.000          | 0.000        | 0.000                | 0.001         | 0.001                           |
| 123                            | Selva Norte   | BURLINGTON              | 0.000                  | 0.000            | 0.000          | 0.000        | 0.000                | 0.001         | 0.001                           |
| 124                            | Selva Norte   | BURLINGTON              | 0.000                  | 0.000            | 0.000          | 0.000        | 0.000                | 0.001         | 0.001                           |
| 125                            | Selva Norte   | BARRETT                 | 0.000                  | 0.000            | 0.000          | 0.000        | 0.000                | 0.002         | 0.002                           |
| 126                            | Selva Central | NORTH AMERICAN VANADIAN | 0.000                  | 0.000            | 0.000          | 0.000        | 0.000                | 0.002         | 0.002                           |
| 127                            | Selva Norte   | CEPSA PERU S.A.         | 0.000                  | 0.000            | 0.000          | 0.000        | 0.000                | 0.002         | 0.002                           |
| 128                            | Selva Norte   | GRAN TIERRA             | 0.000                  | 0.000            | 0.000          | 0.000        | 0.000                | 0.001         | 0.001                           |
| 129                            | Selva Norte   | BURLINGTON              | 0.000                  | 0.000            | 0.000          | 0.000        | 0.000                | 0.001         | 0.001                           |
| 131                            | Selva Central | PAN ANDEAN              | 0.000                  | 0.000            | 0.000          | 0.000        | 0.000                | 0.006         | 0.006                           |
| 134                            | Selva Norte   | TALISMAN                | 0.000                  | 0.000            | 0.000          | 0.000        | 0.000                | 0.002         | 0.002                           |
| 135                            | Selva Norte   | PACIFIC STRATUS ENERGY  | 0.000                  | 0.000            | 0.000          | 0.000        | 0.000                | 0.002         | 0.002                           |
| 137                            | Selva Norte   | PACIFIC STRATUS ENERGY  | 0.000                  | 0.000            | 0.000          | 0.000        | 0.000                | 0.000         | 0.000                           |
| 138                            | Selva Central | PACIFIC STRATUS ENERGY  | 0.000                  | 0.000            | 0.000          | 0.000        | 0.000                | 0.001         | 0.001                           |
| 141                            | Selva Sur     | PAN ANDEAN              | 0.000                  | 0.000            | 0.000          | 0.000        | 0.000                | 0.001         | 0.001                           |
| 142                            | Selva Norte   | OCCIDENTAL              | 0.000                  | 0.000            | 0.000          | 0.000        | 0.000                | 0.002         | 0.002                           |
| 143                            | Selva Norte   | HUNT OIL COMPANY        | 0.000                  | 0.000            | 0.000          | 0.000        | 0.000                | 0.000         | 0.000                           |
| <b>TOTAL SELVA - OPERADAS</b>  |               |                         | <b>5.753</b>           | <b>5.455</b>     | <b>11.208</b>  | <b>4.058</b> | <b>15.266</b>        | <b>4.023</b>  | <b>19.289</b>                   |
| <b>TOTAL - OPERADAS</b>        |               |                         | <b>6.220</b>           | <b>5.980</b>     | <b>12.200</b>  | <b>5.226</b> | <b>17.426</b>        | <b>9.377</b>  | <b>26.803</b>                   |
| <b>NO OPERADAS</b>             |               |                         | <b>0.000</b>           | <b>0.000</b>     | <b>0.000</b>   | <b>1.030</b> | <b>1.030</b>         | <b>3.267</b>  | <b>4.297</b>                    |
| <b>TOTAL - NO OPERADAS</b>     |               |                         | <b>0.000</b>           | <b>0.000</b>     | <b>0.000</b>   | <b>1.030</b> | <b>1.030</b>         | <b>3.267</b>  | <b>4.297</b>                    |
| <b>TOTAL PAIS</b>              |               |                         | <b>6.220</b>           | <b>5.980</b>     | <b>12.200</b>  | <b>6.256</b> | <b>18.456</b>        | <b>12.644</b> | <b>31.100</b>                   |




PROMOCIÓN Y  
CONSEJOS  
E INICIATIVAS  
LÍQUIDAS





**TABLA N° 1**  
**RESERVAS DE PETROLEO (MSTB)**  
Al 31 de Diciembre de 2008

| AREA/LOTE                      | REGION        | COMPANIA OPERADORA      | PROBADAS DESARROLLADAS | NO DESARROLLADAS | TOTAL PROBADAS | PROBABLES      | PROBADAS + PROBABLES | POSIBLES         | PROBADAS + PROBABLES + POSIBLES |
|--------------------------------|---------------|-------------------------|------------------------|------------------|----------------|----------------|----------------------|------------------|---------------------------------|
| I                              | Costa         | GRAÑA Y MONTERO         | 3,677                  | 1,860            | 5,537          | 1,406          | 6,943                | 2,435            | 9,378                           |
| II                             | Costa         | PETROLERA MONTEERRICO   | 2,605                  | 914              | 3,519          | 2,174          | 5,693                | 6,329            | 12,022                          |
| III                            | Costa         | INTEROIL PERU S.A.      | 5,507                  | 4,795            | 10,302         | 2,409          | 12,711               | 535              | 13,246                          |
| IV                             | Costa         | INTEROIL PERU S.A.      | 4,189                  | 1,730            | 5,919          | 1,225          | 7,144                | 626              | 7,770                           |
| V                              | Costa         | GRAÑA Y MONTERO         | 894                    | 747              | 1,641          | 432            | 2,073                | 519              | 2,592                           |
| VI / VII                       | Costa         | SAPET                   | 12,345                 | 1,305            | 13,650         | 4,827          | 18,477               | 9,632            | 28,109                          |
| IX                             | Costa         | UNIPETRO                | 1,508                  | 30               | 1,538          | 815            | 2,353                | 5,859            | 8,212                           |
| X                              | Costa         | PETROBRAS               | 57,388                 | 48,016           | 105,404        | 36,977         | 142,381              | 11,010           | 153,391                         |
| XIII                           | Costa         | OLYMPIC                 | 2947                   | 3879             | 6,826          | 8928           | 15,754               | 25,992           | 41,746                          |
| XV                             | Costa         | PETROLERA MONTEERRICO   | 163                    | 278              | 441            | 458            | 899                  | 8,757            | 9,656                           |
| XIX                            | Costa         | BPZ                     | 0                      | 0                | 0              | 0              | 0                    | 10,000           | 10,000                          |
| XX                             | Costa         | PETROLERA MONTEERRICO   | 211                    | 160              | 371            | 40             | 411                  | 2,674            | 3,085                           |
| XXI                            | Costa         | GOLD OIL                | 0                      | 0                | 0              | 0              | 0                    | 12,500           | 12,500                          |
| XXII                           | Costa         | BPZ EXPLORACIÓN         | 0                      | 0                | 0              | 0              | 0                    | 3,180            | 3,180                           |
| XXIII                          | Costa         | BPZ EXPLORACIÓN         | 0                      | 0                | 0              | 0              | 0                    | 3,350            | 3,350                           |
| XXIV                           | Costa         | UPLAND OIL AND GAS      | 0                      | 0                | 0              | 0              | 0                    | 12,500           | 12,500                          |
| XXV                            | Costa         | VETRA PERU              | 0                      | 0                | 0              | 0              | 0                    | 3,180            | 3,180                           |
| XXVI                           | Costa         | PETRO-TECH              | 0                      | 0                | 0              | 0              | 0                    | 18,950           | 18,950                          |
| <b>TOTAL COSTA - OPERADAS</b>  |               |                         | <b>91,434</b>          | <b>63,714</b>    | <b>155,148</b> | <b>59,691</b>  | <b>214,839</b>       | <b>138,028</b>   | <b>352,867</b>                  |
| Z-1                            | Zócalo        | BPZ                     | 3,360                  | 17,049           | 20,409         | 14,919         | 35,328               | 4,262            | 39,590                          |
| Z-6                            | Zócalo        | PETROTECH               | 0                      | 0                | 0              | 0              | 0                    | 37,900           | 37,900                          |
| Z-33                           | Zócalo        | PETROTECH               | 0                      | 0                | 0              | 0              | 0                    | 39,600           | 39,600                          |
| Z-34                           | Zócalo        | GOLD OIL                | 0                      | 0                | 0              | 0              | 0                    | 3,180            | 3,180                           |
| Z-35                           | Zócalo        | PETRO-TECH              | 0                      | 0                | 0              | 0              | 0                    | 26,656           | 26,656                          |
| Z-36                           | Zócalo        | PETRO-TECH              | 0                      | 0                | 0              | 0              | 0                    | 4,550            | 4,550                           |
| Z-38                           | Zócalo        | KEI PERU                | 0                      | 0                | 0              | 0              | 0                    | 3,365            | 3,365                           |
| Z-45                           | Zócalo        | PETRO-TECH              | 0                      | 0                | 0              | 0              | 0                    | 13,000           | 13,000                          |
| Z-46                           | Zócalo        | SK ENERGY               | 0                      | 0                | 0              | 0              | 0                    | 52,835           | 52,835                          |
| Z-47                           | Zócalo        | PVEP PERU               | 0                      | 0                | 0              | 0              | 0                    | 21,550           | 21,550                          |
| Z-48                           | Zócalo        | PETRO-TECH              | 0                      | 0                | 0              | 0              | 0                    | 6,250            | 6,250                           |
| Z-49                           | Zócalo        | PETRO-TECH              | 0                      | 0                | 0              | 0              | 0                    | 1,515            | 1,515                           |
| Z-2B                           | Zócalo        | PETRO-TECH              | 48,656                 | 30,902           | 79,558         | 8,460          | 88,018               | 757,673          | 845,691                         |
| <b>TOTAL ZOCALO - OPERADAS</b> |               |                         | <b>52,016</b>          | <b>47,952</b>    | <b>99,968</b>  | <b>23,378</b>  | <b>123,346</b>       | <b>972,336</b>   | <b>1,095,682</b>                |
| 1AB                            | Selva Norte   | PLUSPETROL NORTE        | 99,435                 | 15,418           | 114,853        | 196,616        | 311,469              | 76,635           | 388,104                         |
| 8                              | Selva Norte   | PLUSPETROL NORTE        | 51,095                 | 8,831            | 59,926         | 26,796         | 86,722               | 65,469           | 152,191                         |
| 31B/D                          | Selva Central | MAPLE                   | 1,797                  | 700              | 2,497          | 968            | 3,465                | 584              | 4,049                           |
| 31C                            | Selva Central | AGUAYTIA ENERGY         | 0                      | 0                | 0              | 0              | 0                    | 10,000           | 10,000                          |
| 31E                            | Selva Central | MAPLE                   | 0                      | 0                | 0              | 0              | 0                    | 8,000            | 8,000                           |
| 39                             | Selva Norte   | REPSOL                  | 0                      | 0                | 0              | 20,000         | 20,000               | 69,500           | 89,500                          |
| 56                             | Selva Sur     | PLUSPETROL              | 0                      | 0                | 0              | 0              | 0                    | 10,000           | 10,000                          |
| 57                             | Selva Sur     | REPSOL                  | 0                      | 0                | 0              | 0              | 0                    | 10,000           | 10,000                          |
| 58                             | Selva Sur     | PLUSPETROL              | 0                      | 0                | 0              | 0              | 0                    | 10,000           | 10,000                          |
| 64                             | Selva Norte   | OCCIDENTAL              | 0                      | 0                | 0              | 0              | 0                    | 66,000           | 66,000                          |
| 67                             | Selva Norte   | PERENCO PERU LIMITED    | 0                      | 100,270          | 100,270        | 147,990        | 248,260              | 102,500          | 350,760                         |
| 76                             | Selva Sur     | HUNT OIL COMPANY        | 0                      | 0                | 0              | 0              | 0                    | 0                | 0                               |
| 88                             | Selva Sur     | PLUSPETROL              | 0                      | 0                | 0              | 0              | 0                    | 20,000           | 20,000                          |
| 90                             | Selva Central | REPSOL                  | 0                      | 0                | 0              | 0              | 0                    | 50,000           | 50,000                          |
| 95                             | Selva Norte   | HARKEN                  | 0                      | 0                | 0              | 0              | 0                    | 16,563           | 16,563                          |
| 100                            | Selva Central | CONSULTORA DE PETROLEO  | 0                      | 0                | 0              | 0              | 0                    | 5,000            | 5,000                           |
| 101                            | Selva Norte   | OCCIDENTAL              | 0                      | 0                | 0              | 0              | 0                    | 106,800          | 106,800                         |
| 102                            | Selva Norte   | RAMSHORN                | 0                      | 0                | 0              | 0              | 0                    | 5,000            | 5,000                           |
| 103                            | Selva Norte   | OCCIDENTAL              | 0                      | 0                | 0              | 0              | 0                    | 132,500          | 132,500                         |
| 104                            | Selva Norte   | BURLINGTON              | 0                      | 0                | 0              | 0              | 0                    | 31,538           | 31,538                          |
| 105                            | Selva Sur     | SIBOIL                  | 0                      | 0                | 0              | 0              | 0                    | 27,819           | 27,819                          |
| 106                            | Selva Norte   | PETROLIFERA             | 0                      | 0                | 0              | 0              | 0                    | 49,531           | 49,531                          |
| 107                            | Selva Central | PETROLIFERA             | 0                      | 0                | 0              | 0              | 0                    | 138,072          | 138,072                         |
| 108                            | Selva Central | PLUSPETROL              | 0                      | 0                | 0              | 0              | 0                    | 89,750           | 89,750                          |
| 109                            | Selva Norte   | REPSOL                  | 0                      | 0                | 0              | 0              | 0                    | 34,688           | 34,688                          |
| 110                            | Selva Central | PETROBRAS               | 0                      | 0                | 0              | 0              | 0                    | 178,050          | 178,050                         |
| 111                            | Selva Sur     | SAPET                   | 0                      | 0                | 0              | 0              | 0                    | 10,000           | 10,000                          |
| 113                            | Selva Sur     | SAPET                   | 0                      | 0                | 0              | 0              | 0                    | 10,000           | 10,000                          |
| 114                            | Selva Central | PAN ANDEAN              | 0                      | 0                | 0              | 0              | 0                    | 88,000           | 88,000                          |
| 115                            | Selva Norte   | PLUSPETROL              | 0                      | 0                | 0              | 0              | 0                    | 10,000           | 10,000                          |
| 116                            | Selva Norte   | HOCOL PERU              | 0                      | 0                | 0              | 0              | 0                    | 32,350           | 32,350                          |
| 117                            | Selva Norte   | PETROBRAS               | 0                      | 0                | 0              | 0              | 0                    | 18,800           | 18,800                          |
| 121                            | Selva Norte   | BARRETT                 | 0                      | 0                | 0              | 0              | 0                    | 14,300           | 14,300                          |
| 122                            | Selva Norte   | GRAN TIERRA             | 0                      | 0                | 0              | 0              | 0                    | 13,800           | 13,800                          |
| 123                            | Selva Norte   | BURLINGTON              | 0                      | 0                | 0              | 0              | 0                    | 17,200           | 17,200                          |
| 124                            | Selva Norte   | BURLINGTON              | 0                      | 0                | 0              | 0              | 0                    | 13,800           | 13,800                          |
| 125                            | Selva Norte   | BARRETT                 | 0                      | 0                | 0              | 0              | 0                    | 35,075           | 35,075                          |
| 126                            | Selva Central | NORTH AMERICAN VANADIAN | 0                      | 0                | 0              | 0              | 0                    | 44,040           | 44,040                          |
| 127                            | Selva Norte   | CEPSA PERU S.A.         | 0                      | 0                | 0              | 0              | 0                    | 30,300           | 30,300                          |
| 128                            | Selva Norte   | GRAN TIERRA             | 0                      | 0                | 0              | 0              | 0                    | 13,800           | 13,800                          |
| 129                            | Selva Norte   | BURLINGTON              | 0                      | 0                | 0              | 0              | 0                    | 13,900           | 13,900                          |
| 131                            | Selva Central | PAN ANDEAN              | 0                      | 0                | 0              | 0              | 0                    | 14,000           | 14,000                          |
| 134                            | Selva Norte   | TALISMAN                | 0                      | 0                | 0              | 0              | 0                    | 35,900           | 35,900                          |
| 135                            | Selva Norte   | PACIFIC STRATUS ENERGY  | 0                      | 0                | 0              | 0              | 0                    | 35,900           | 35,900                          |
| 137                            | Selva Norte   | PACIFIC STRATUS ENERGY  | 0                      | 0                | 0              | 0              | 0                    | 4,800            | 4,800                           |
| 138                            | Selva Central | PACIFIC STRATUS ENERGY  | 0                      | 0                | 0              | 0              | 0                    | 17,000           | 17,000                          |
| 141                            | Selva Sur     | PAN ANDEAN              | 0                      | 0                | 0              | 0              | 0                    | 13,910           | 13,910                          |
| 142                            | Selva Norte   | OCCIDENTAL              | 0                      | 0                | 0              | 0              | 0                    | 44,800           | 44,800                          |
| 143                            | Selva Norte   | HUNT OIL COMPANY        | 0                      | 0                | 0              | 0              | 0                    | 1,400            | 1,400                           |
| <b>TOTAL SELVA - OPERADAS</b>  |               |                         | <b>152,327</b>         | <b>125,219</b>   | <b>277,546</b> | <b>392,370</b> | <b>669,916</b>       | <b>1,847,072</b> | <b>2,516,988</b>                |
| <b>TOTAL - OPERADAS</b>        |               |                         | <b>295,777</b>         | <b>236,885</b>   | <b>532,662</b> | <b>475,439</b> | <b>1,008,101</b>     | <b>2,957,436</b> | <b>3,965,537</b>                |
| <b>NO OPERADAS</b>             |               |                         | <b>0</b>               | <b>0</b>         | <b>0</b>       | <b>165,030</b> | <b>165,030</b>       | <b>1,680,414</b> | <b>1,845,444</b>                |
| <b>TOTAL - NO OPERADAS</b>     |               |                         | <b>0</b>               | <b>0</b>         | <b>0</b>       | <b>165,030</b> | <b>165,030</b>       | <b>1,680,414</b> | <b>1,845,444</b>                |
| <b>TOTAL PAIS</b>              |               |                         | <b>295,777</b>         | <b>236,885</b>   | <b>532,662</b> | <b>640,469</b> | <b>1,173,131</b>     | <b>4,637,850</b> | <b>5,810,981</b>                |





**TABLA N° 3**  
**RESERVAS DE LIQUIDOS DEL GAS NATURAL (MSTB)**  
Al 31 de Diciembre de 2008

| AREA/LOTE                      | REGION        | COMPANIA                | OPERADORA | PROBADAS<br>DESARROLLADAS | NO<br>DESARRO-<br>LLADAS | TOTAL<br>PROBADAS | PROBABLES      | PROBADAS +<br>PROBABLES | POSIBLES       | PROBADAS +<br>PROBABLES +<br>POSIBLES |
|--------------------------------|---------------|-------------------------|-----------|---------------------------|--------------------------|-------------------|----------------|-------------------------|----------------|---------------------------------------|
| I                              | Costa         | GRAÑA Y MONTERO         |           | 0                         | 0                        | 0                 | 0              | 0                       | 0              | 0                                     |
| II                             | Costa         | PETROLERA MONTERRICO    |           | 0                         | 0                        | 0                 | 0              | 0                       | 0              | 0                                     |
| III                            | Costa         | INTEROIL PERU S.A.      |           | 0                         | 0                        | 0                 | 0              | 0                       | 0              | 0                                     |
| IV                             | Costa         | INTEROIL PERU S.A.      |           | 0                         | 0                        | 0                 | 0              | 0                       | 0              | 0                                     |
| V                              | Costa         | GRAÑA Y MONTERO         |           | 0                         | 0                        | 0                 | 0              | 0                       | 0              | 0                                     |
| VI / VII                       | Costa         | SAPET                   |           | 0                         | 0                        | 0                 | 0              | 0                       | 0              | 0                                     |
| IX                             | Costa         | UNIPETRO                |           | 0                         | 0                        | 0                 | 0              | 0                       | 0              | 0                                     |
| X                              | Costa         | PETROBRAS               |           | 0                         | 0                        | 0                 | 0              | 0                       | 0              | 0                                     |
| XIII                           | Costa         | OLYMPIC                 |           | 0                         | 0                        | 0                 | 0              | 0                       | 0              | 0                                     |
| XV                             | Costa         | PETROLERA MONTERRICO    |           | 0                         | 0                        | 0                 | 0              | 0                       | 0              | 0                                     |
| XIX                            | Costa         | BPZ                     |           | 0                         | 0                        | 0                 | 0              | 0                       | 0              | 0                                     |
| XX                             | Costa         | PETROLERA MONTERRICO    |           | 0                         | 0                        | 0                 | 0              | 0                       | 0              | 0                                     |
| XXI                            | Costa         | GOLD OIL                |           | 0                         | 0                        | 0                 | 0              | 0                       | 0              | 0                                     |
| XXII                           | Costa         | BPZ EXPLORACIÓN         |           | 0                         | 0                        | 0                 | 0              | 0                       | 0              | 0                                     |
| XXIII                          | Costa         | BPZ EXPLORACIÓN         |           | 0                         | 0                        | 0                 | 0              | 0                       | 0              | 0                                     |
| XXIV                           | Costa         | UPLAND OIL AND GAS      |           | 0                         | 0                        | 0                 | 0              | 0                       | 0              | 0                                     |
| XXV                            | Costa         | VETRA PERU              |           | 0                         | 0                        | 0                 | 0              | 0                       | 0              | 0                                     |
| XXVI                           | Costa         | PETRO-TECH              |           | 0                         | 0                        | 0                 | 0              | 0                       | 0              | 0                                     |
| <b>TOTAL COSTA - OPERADAS</b>  |               |                         |           | <b>0</b>                  | <b>0</b>                 | <b>0</b>          | <b>0</b>       | <b>0</b>                | <b>0</b>       | <b>0</b>                              |
| Z-1                            | Zócalo        | BPZ                     |           | 0                         | 0                        | 0                 | 0              | 0                       | 0              | 0                                     |
| Z-6                            | Zócalo        | PETROTECH               |           | 0                         | 0                        | 0                 | 0              | 0                       | 0              | 0                                     |
| Z-33                           | Zócalo        | PETROTECH               |           | 0                         | 0                        | 0                 | 0              | 0                       | 0              | 0                                     |
| Z-34                           | Zócalo        | GOLD OIL                |           | 0                         | 0                        | 0                 | 0              | 0                       | 0              | 0                                     |
| Z-35                           | Zócalo        | PETRO-TECH              |           | 0                         | 0                        | 0                 | 0              | 0                       | 0              | 0                                     |
| Z-36                           | Zócalo        | PETRO-TECH              |           | 0                         | 0                        | 0                 | 0              | 0                       | 0              | 0                                     |
| Z-38                           | Zócalo        | KEI PERU                |           | 0                         | 0                        | 0                 | 0              | 0                       | 0              | 0                                     |
| Z-45                           | Zócalo        | PETRO-TECH              |           | 0                         | 0                        | 0                 | 0              | 0                       | 0              | 0                                     |
| Z-46                           | Zócalo        | SK ENERGY               |           | 0                         | 0                        | 0                 | 0              | 0                       | 0              | 0                                     |
| Z-47                           | Zócalo        | PVEP PERU               |           | 0                         | 0                        | 0                 | 0              | 0                       | 0              | 0                                     |
| Z-48                           | Zócalo        | PETRO-TECH              |           | 0                         | 0                        | 0                 | 0              | 0                       | 0              | 0                                     |
| Z-49                           | Zócalo        | PETRO-TECH              |           | 0                         | 0                        | 0                 | 0              | 0                       | 0              | 0                                     |
| Z-2B                           | Zócalo        | PETRO-TECH              |           | 0                         | 0                        | 0                 | 0              | 0                       | 0              | 0                                     |
| <b>TOTAL ZOCALO - OPERADAS</b> |               |                         |           | <b>0</b>                  | <b>0</b>                 | <b>0</b>          | <b>0</b>       | <b>0</b>                | <b>0</b>       | <b>0</b>                              |
| 1AB                            | Selva Norte   | PLUSPETROL              |           | 0                         | 0                        | 0                 | 0              | 0                       | 0              | 0                                     |
| 8                              | Selva Norte   | PLUSPETROL              |           | 0                         | 0                        | 0                 | 0              | 0                       | 0              | 0                                     |
| 31B/D                          | Selva Central | MAPLE                   |           | 0                         | 0                        | 0                 | 0              | 0                       | 0              | 0                                     |
| 31C                            | Selva Central | AGUAYTIA ENERGY         |           | 4,438                     | 0                        | 4,438             | 7,608          | 12,046                  | 3,027          | 15,073                                |
| 31E                            | Selva Central | MAPLE                   |           | 0                         | 0                        | 0                 | 0              | 0                       | 0              | 0                                     |
| 39                             | Selva Norte   | REPSOL                  |           | 0                         | 0                        | 0                 | 0              | 0                       | 0              | 0                                     |
| 56                             | Selva Sur     | PLUSPETROL              |           | 93,509                    | 103,144                  | 196,653           | 82,880         | 279,533                 | 58,440         | 337,973                               |
| 57                             | Selva Sur     | REPSOL                  |           | 0                         | 0                        | 0                 | 0              | 0                       | 13,680         | 13,680                                |
| 58                             | Selva Sur     | PLUSPETROL              |           | 0                         | 0                        | 0                 | 0              | 0                       | 8,850          | 8,850                                 |
| 64                             | Selva Norte   | OCCIDENTAL              |           | 0                         | 0                        | 0                 | 0              | 0                       | 0              | 0                                     |
| 67                             | Selva Norte   | PERENCO PERU LIMITED    |           | 0                         | 0                        | 0                 | 0              | 0                       | 0              | 0                                     |
| 76                             | Selva Sur     | HUNT OIL COMPANY        |           | 0                         | 0                        | 0                 | 0              | 0                       | 102,500        | 102,500                               |
| 88                             | Selva Sur     | PLUSPETROL              |           | 284,654                   | 172,456                  | 457,110           | 163,820        | 620,930                 | 11,672         | 632,602                               |
| 90                             | Selva Central | REPSOL                  |           | 0                         | 0                        | 0                 | 0              | 0                       | 12,900         | 12,900                                |
| 95                             | Selva Norte   | HARKEN                  |           | 0                         | 0                        | 0                 | 0              | 0                       | 0              | 0                                     |
| 100                            | Selva Central | CONSULTORA DE PETROLEO  |           | 0                         | 0                        | 0                 | 0              | 0                       | 0              | 0                                     |
| 101                            | Selva Norte   | OCCIDENTAL              |           | 0                         | 0                        | 0                 | 0              | 0                       | 0              | 0                                     |
| 102                            | Selva Norte   | RAMSHORN                |           | 0                         | 0                        | 0                 | 0              | 0                       | 0              | 0                                     |
| 103                            | Selva Norte   | OCCIDENTAL              |           | 0                         | 0                        | 0                 | 0              | 0                       | 0              | 0                                     |
| 104                            | Selva Norte   | BURLINGTON              |           | 0                         | 0                        | 0                 | 0              | 0                       | 0              | 0                                     |
| 105                            | Selva Sur     | SIBOIL                  |           | 0                         | 0                        | 0                 | 0              | 0                       | 0              | 0                                     |
| 106                            | Selva Norte   | PETROLIFERA             |           | 0                         | 0                        | 0                 | 0              | 0                       | 0              | 0                                     |
| 107                            | Selva Central | PETROLIFERA             |           | 0                         | 0                        | 0                 | 0              | 0                       | 6,950          | 6,950                                 |
| 108                            | Selva Central | PLUSPETROL              |           | 0                         | 0                        | 0                 | 0              | 0                       | 0              | 0                                     |
| 109                            | Selva Norte   | REPSOL                  |           | 0                         | 0                        | 0                 | 0              | 0                       | 0              | 0                                     |
| 110                            | Selva Central | PETROBRAS               |           | 0                         | 0                        | 0                 | 0              | 0                       | 0              | 0                                     |
| 111                            | Selva Sur     | SAPET                   |           | 0                         | 0                        | 0                 | 0              | 0                       | 0              | 0                                     |
| 113                            | Selva Sur     | SAPET                   |           | 0                         | 0                        | 0                 | 0              | 0                       | 0              | 0                                     |
| 114                            | Selva Central | PAN ANDEAN              |           | 0                         | 0                        | 0                 | 0              | 0                       | 0              | 0                                     |
| 115                            | Selva Norte   | PLUSPETROL              |           | 0                         | 0                        | 0                 | 0              | 0                       | 0              | 0                                     |
| 116                            | Selva Norte   | HOCOL PERÚ              |           | 0                         | 0                        | 0                 | 0              | 0                       | 0              | 0                                     |
| 117                            | Selva Norte   | PETROBRAS               |           | 0                         | 0                        | 0                 | 0              | 0                       | 0              | 0                                     |
| 121                            | Selva Norte   | BARRETT                 |           | 0                         | 0                        | 0                 | 0              | 0                       | 0              | 0                                     |
| 122                            | Selva Norte   | GRAN TIERRA             |           | 0                         | 0                        | 0                 | 0              | 0                       | 0              | 0                                     |
| 123                            | Selva Norte   | BURLINGTON              |           | 0                         | 0                        | 0                 | 0              | 0                       | 0              | 0                                     |
| 124                            | Selva Norte   | BURLINGTON              |           | 0                         | 0                        | 0                 | 0              | 0                       | 0              | 0                                     |
| 125                            | Selva Norte   | BARRETT                 |           | 0                         | 0                        | 0                 | 0              | 0                       | 0              | 0                                     |
| 126                            | Selva Central | NORTH AMERICAN VANADIAN |           | 0                         | 0                        | 0                 | 0              | 0                       | 0              | 0                                     |
| 127                            | Selva Norte   | CEPSA PERU S.A.         |           | 0                         | 0                        | 0                 | 0              | 0                       | 0              | 0                                     |
| 128                            | Selva Norte   | GRAN TIERRA             |           | 0                         | 0                        | 0                 | 0              | 0                       | 0              | 0                                     |
| 129                            | Selva Norte   | BURLINGTON              |           | 0                         | 0                        | 0                 | 0              | 0                       | 0              | 0                                     |
| 131                            | Selva Central | PAN ANDEAN              |           | 0                         | 0                        | 0                 | 0              | 0                       | 0              | 0                                     |
| 134                            | Selva Norte   | TALISMAN                |           | 0                         | 0                        | 0                 | 0              | 0                       | 0              | 0                                     |
| 135                            | Selva Norte   | PACIFIC STRATUS ENERGY  |           | 0                         | 0                        | 0                 | 0              | 0                       | 0              | 0                                     |
| 137                            | Selva Norte   | PACIFIC STRATUS ENERGY  |           | 0                         | 0                        | 0                 | 0              | 0                       | 0              | 0                                     |
| 138                            | Selva Central | PACIFIC STRATUS ENERGY  |           | 0                         | 0                        | 0                 | 0              | 0                       | 0              | 0                                     |
| 141                            | Selva Sur     | PAN ANDEAN              |           | 0                         | 0                        | 0                 | 0              | 0                       | 0              | 0                                     |
| 142                            | Selva Norte   | OCCIDENTAL              |           | 0                         | 0                        | 0                 | 0              | 0                       | 0              | 0                                     |
| 143                            | Selva Norte   | HUNT OIL COMPANY        |           | 0                         | 0                        | 0                 | 0              | 0                       | 0              | 0                                     |
| <b>TOTAL SELVA - OPERADAS</b>  |               |                         |           | <b>382,601</b>            | <b>275,600</b>           | <b>658,200</b>    | <b>254,308</b> | <b>912,509</b>          | <b>218,019</b> | <b>1,130,528</b>                      |
| <b>TOTAL - OPERADAS</b>        |               |                         |           | <b>382,601</b>            | <b>275,600</b>           | <b>658,200</b>    | <b>254,308</b> | <b>912,509</b>          | <b>218,019</b> | <b>1,130,528</b>                      |
| <b>NO OPERADAS</b>             |               |                         |           | <b>0</b>                  | <b>0</b>                 | <b>0</b>          | <b>40,000</b>  | <b>40,000</b>           | <b>166,040</b> | <b>206,040</b>                        |
| <b>TOTAL - NO OPERADAS</b>     |               |                         |           | <b>0</b>                  | <b>0</b>                 | <b>0</b>          | <b>40,000</b>  | <b>40,000</b>           | <b>166,040</b> | <b>206,040</b>                        |
| <b>TOTAL PAIS</b>              |               |                         |           | <b>382,601</b>            | <b>275,600</b>           | <b>658,200</b>    | <b>294,308</b> | <b>952,509</b>          | <b>384,059</b> | <b>1,336,568</b>                      |





**TABLA N° 4**  
**RESERVAS DE HIDROCARBUROS LÍQUIDOS (MSTB)**  
**Al 31 de Diciembre de 2008**

| AREA/LOTE                      | REGION        | COMPANIA OPERADORA     | PROBADAS DESARROLLADAS | NO DESARROLLADAS | TOTAL PROBADAS   | PROBABLES      | PROBADAS + PROBABLES | POSIBLES         | PROBADAS + PROBABLES + POSIBLES |
|--------------------------------|---------------|------------------------|------------------------|------------------|------------------|----------------|----------------------|------------------|---------------------------------|
| I                              | Costa         | GRAÑA Y MONTERO        | 3,677                  | 1,860            | 5,537            | 1,406          | 6,943                | 2,435            | 9,378                           |
| II                             | Costa         | PETROLERA MONTEERRICO  | 2,605                  | 914              | 3,519            | 2,174          | 5,693                | 6,329            | 12,022                          |
| III                            | Costa         | INTEROIL PERU S.A.     | 5,507                  | 4,795            | 10,302           | 2,409          | 12,711               | 535              | 13,246                          |
| IV                             | Costa         | INTEROIL PERU S.A.     | 4,189                  | 1,730            | 5,919            | 1,225          | 7,144                | 626              | 7,770                           |
| V                              | Costa         | GRAÑA Y MONTERO        | 894                    | 747              | 1,641            | 432            | 2,073                | 519              | 2,592                           |
| VI / VII                       | Costa         | SAPET                  | 12,345                 | 1,305            | 13,650           | 4,827          | 18,477               | 9,632            | 28,109                          |
| IX                             | Costa         | UNIPETRO               | 1,508                  | 30               | 1,538            | 815            | 2,353                | 5,859            | 8,212                           |
| X                              | Costa         | PETROBRAS              | 57,388                 | 48,016           | 105,404          | 36,977         | 142,381              | 11,010           | 153,391                         |
| XIII                           | Costa         | OLYMPIC                | 2,947                  | 3,879            | 6,826            | 8,928          | 15,754               | 25,992           | 41,746                          |
| XV                             | Costa         | PETROLERA MONTEERRICO  | 163                    | 278              | 441              | 458            | 899                  | 8,757            | 9,656                           |
| XIX                            | Costa         | BPZ                    | 0                      | 0                | 0                | 0              | 0                    | 10,000           | 10,000                          |
| XX                             | Costa         | PETROLERA MONTEERRICO  | 211                    | 160              | 371              | 40             | 411                  | 2,674            | 3,085                           |
| XXI                            | Costa         | GOLD OIL               | 0                      | 0                | 0                | 0              | 0                    | 12,500           | 12,500                          |
| XXII                           | Costa         | BPZ EXPLORACIÓN        | 0                      | 0                | 0                | 0              | 0                    | 3,180            | 3,180                           |
| XXIII                          | Costa         | BPZ EXPLORACIÓN        | 0                      | 0                | 0                | 0              | 0                    | 3,350            | 3,350                           |
| XXIV                           | Costa         | UPLAND OIL AND GAS     | 0                      | 0                | 0                | 0              | 0                    | 12,500           | 12,500                          |
| XXV                            | Costa         | VETRA PERU             | 0                      | 0                | 0                | 0              | 0                    | 3,180            | 3,180                           |
| XXVI                           | Costa         | PETRO-TECH             | 0                      | 0                | 0                | 0              | 0                    | 18,950           | 18,950                          |
| <b>TOTAL COSTA - OPERADAS</b>  |               |                        | <b>91,434</b>          | <b>63,714</b>    | <b>155,148</b>   | <b>59,691</b>  | <b>214,839</b>       | <b>138,028</b>   | <b>352,867</b>                  |
| Z-1                            | Zócalo        | BPZ                    | 3,360                  | 17,049           | 20,409           | 14,919         | 35,328               | 4,262            | 39,590                          |
| Z-6                            | Zócalo        | PETROTECH              | 0                      | 0                | 0                | 0              | 0                    | 37,900           | 37,900                          |
| Z-33                           | Zócalo        | PETROTECH              | 0                      | 0                | 0                | 0              | 0                    | 39,600           | 39,600                          |
| Z-34                           | Zócalo        | GOLD OIL               | 0                      | 0                | 0                | 0              | 0                    | 3,180            | 3,180                           |
| Z-35                           | Zócalo        | PETRO-TECH             | 0                      | 0                | 0                | 0              | 0                    | 26,656           | 26,656                          |
| Z-36                           | Zócalo        | PETRO-TECH             | 0                      | 0                | 0                | 0              | 0                    | 4,550            | 4,550                           |
| Z-38                           | Zócalo        | KEI PERU               | 0                      | 0                | 0                | 0              | 0                    | 3,365            | 3,365                           |
| Z-45                           | Zócalo        | PETRO-TECH             | 0                      | 0                | 0                | 0              | 0                    | 13,000           | 13,000                          |
| Z-46                           | Zócalo        | SK ENERGY              | 0                      | 0                | 0                | 0              | 0                    | 52,835           | 52,835                          |
| Z-47                           | Zócalo        | PVEP PERU              | 0                      | 0                | 0                | 0              | 0                    | 21,550           | 21,550                          |
| Z-48                           | Zócalo        | PETRO-TECH             | 0                      | 0                | 0                | 0              | 0                    | 6,250            | 6,250                           |
| Z-49                           | Zócalo        | PETRO-TECH             | 0                      | 0                | 0                | 0              | 0                    | 1,515            | 1,515                           |
| Z-2B                           | Zócalo        | PETRO-TECH             | 48,656                 | 30,902           | 79,558           | 8,460          | 88,018               | 757,673          | 845,691                         |
| <b>TOTAL ZOCALO - OPERADAS</b> |               |                        | <b>52,016</b>          | <b>47,952</b>    | <b>99,968</b>    | <b>23,378</b>  | <b>123,346</b>       | <b>972,336</b>   | <b>1,095,682</b>                |
| 1AB                            | Selva Norte   | PLUSPETROL             | 99,435                 | 15,418           | 114,853          | 196,616        | 311,469              | 76,635           | 388,104                         |
| 8                              | Selva Norte   | PLUSPETROL             | 51,095                 | 8,831            | 59,926           | 26,796         | 86,722               | 65,469           | 152,191                         |
| 31B/D                          | Selva Central | MAPLE                  | 1,797                  | 700              | 2,497            | 968            | 3,465                | 584              | 4,049                           |
| 31C                            | Selva Central | AGUAYTIA ENERGY        | 4,438                  | 0                | 4,438            | 7,608          | 12,046               | 13,027           | 25,073                          |
| 31E                            | Selva Central | MAPLE                  | 0                      | 0                | 0                | 0              | 0                    | 8,000            | 8,000                           |
| 39                             | Selva Norte   | REPSOL                 | 0                      | 0                | 0                | 20,000         | 20,000               | 69,500           | 89,500                          |
| 56                             | Selva Sur     | PLUSPETROL             | 93,509                 | 103,144          | 196,653          | 82,880         | 279,533              | 68,440           | 347,973                         |
| 57                             | Selva Sur     | REPSOL                 | 0                      | 0                | 0                | 0              | 0                    | 23,680           | 23,680                          |
| 58                             | Selva Sur     | PLUSPETROL             | 0                      | 0                | 0                | 0              | 0                    | 18,850           | 18,850                          |
| 67                             | Selva Norte   | PERENCO PERU LIMITED   | 0                      | 100,270          | 100,270          | 147,990        | 248,260              | 102,500          | 350,760                         |
| 64                             | Selva Norte   | OCCIDENTAL             | 0                      | 0                | 0                | 0              | 0                    | 66,000           | 66,000                          |
| 76                             | Selva Sur     | HUNT OIL COMPANY       | 0                      | 0                | 0                | 0              | 0                    | 102,500          | 102,500                         |
| 88                             | Selva Sur     | PLUSPETROL             | 284,654                | 172,456          | 457,110          | 163,820        | 620,930              | 31,672           | 652,602                         |
| 90                             | Selva Central | REPSOL                 | 0                      | 0                | 0                | 0              | 0                    | 62,900           | 62,900                          |
| 95                             | Selva Norte   | HARKEN                 | 0                      | 0                | 0                | 0              | 0                    | 16,563           | 16,563                          |
| 100                            | Selva Central | CONSULTORA DE PETROLE  | 0                      | 0                | 0                | 0              | 0                    | 5,000            | 5,000                           |
| 101                            | Selva Norte   | OCCIDENTAL             | 0                      | 0                | 0                | 0              | 0                    | 106,800          | 106,800                         |
| 102                            | Selva Norte   | RAMSHORN               | 0                      | 0                | 0                | 0              | 0                    | 5,000            | 5,000                           |
| 103                            | Selva Norte   | OCCIDENTAL             | 0                      | 0                | 0                | 0              | 0                    | 132,500          | 132,500                         |
| 104                            | Selva Norte   | BURLINGTON             | 0                      | 0                | 0                | 0              | 0                    | 31,538           | 31,538                          |
| 105                            | Selva Sur     | SIBOIL                 | 0                      | 0                | 0                | 0              | 0                    | 27,819           | 27,819                          |
| 106                            | Selva Norte   | PETROLIFERA            | 0                      | 0                | 0                | 0              | 0                    | 49,531           | 49,531                          |
| 107                            | Selva Central | PETROLIFERA            | 0                      | 0                | 0                | 0              | 0                    | 145,022          | 145,022                         |
| 108                            | Selva Central | PLUSPETROL             | 0                      | 0                | 0                | 0              | 0                    | 89,750           | 89,750                          |
| 109                            | Selva Norte   | REPSOL                 | 0                      | 0                | 0                | 0              | 0                    | 34,688           | 34,688                          |
| 110                            | Selva Central | PETROBRAS              | 0                      | 0                | 0                | 0              | 0                    | 178,050          | 178,050                         |
| 111                            | Selva Sur     | SAPET                  | 0                      | 0                | 0                | 0              | 0                    | 10,000           | 10,000                          |
| 113                            | Selva Sur     | SAPET                  | 0                      | 0                | 0                | 0              | 0                    | 10,000           | 10,000                          |
| 114                            | Selva Central | PAN ANDEAN             | 0                      | 0                | 0                | 0              | 0                    | 88,000           | 88,000                          |
| 115                            | Selva Norte   | PLUSPETROL             | 0                      | 0                | 0                | 0              | 0                    | 10,000           | 10,000                          |
| 116                            | Selva Norte   | HOCOL PERU             | 0                      | 0                | 0                | 0              | 0                    | 32,350           | 32,350                          |
| 117                            | Selva Norte   | PETROBRAS              | 0                      | 0                | 0                | 0              | 0                    | 18,800           | 18,800                          |
| 121                            | Selva Norte   | BARRETT                | 0                      | 0                | 0                | 0              | 0                    | 14,300           | 14,300                          |
| 122                            | Selva Norte   | GRAN TIERRA            | 0                      | 0                | 0                | 0              | 0                    | 13,800           | 13,800                          |
| 123                            | Selva Norte   | BURLINGTON             | 0                      | 0                | 0                | 0              | 0                    | 17,200           | 17,200                          |
| 124                            | Selva Norte   | BURLINGTON             | 0                      | 0                | 0                | 0              | 0                    | 13,800           | 13,800                          |
| 125                            | Selva Norte   | BARRETT                | 0                      | 0                | 0                | 0              | 0                    | 35,075           | 35,075                          |
| 126                            | Selva Central | NORTH AMERICAN VANADIA | 0                      | 0                | 0                | 0              | 0                    | 44,040           | 44,040                          |
| 127                            | Selva Norte   | CEPSA PERU S.A.        | 0                      | 0                | 0                | 0              | 0                    | 30,300           | 30,300                          |
| 128                            | Selva Norte   | GRAN TIERRA            | 0                      | 0                | 0                | 0              | 0                    | 13,800           | 13,800                          |
| 129                            | Selva Norte   | BURLINGTON             | 0                      | 0                | 0                | 0              | 0                    | 13,900           | 13,900                          |
| 131                            | Selva Central | PAN ANDEAN             | 0                      | 0                | 0                | 0              | 0                    | 14,000           | 14,000                          |
| 134                            | Selva Norte   | TALISMAN               | 0                      | 0                | 0                | 0              | 0                    | 35,900           | 35,900                          |
| 135                            | Selva Norte   | PACIFIC STRATUS ENERGY | 0                      | 0                | 0                | 0              | 0                    | 35,900           | 35,900                          |
| 137                            | Selva Norte   | PACIFIC STRATUS ENERGY | 0                      | 0                | 0                | 0              | 0                    | 4,800            | 4,800                           |
| 138                            | Selva Central | PACIFIC STRATUS ENERGY | 0                      | 0                | 0                | 0              | 0                    | 17,000           | 17,000                          |
| 141                            | Selva Sur     | PAN ANDEAN             | 0                      | 0                | 0                | 0              | 0                    | 13,910           | 13,910                          |
| 142                            | Selva Norte   | OCCIDENTAL             | 0                      | 0                | 0                | 0              | 0                    | 44,800           | 44,800                          |
| 143                            | Selva Norte   | HUNT OIL COMPANY       | 0                      | 0                | 0                | 0              | 0                    | 1,400            | 1,400                           |
| <b>TOTAL SELVA - OPERADAS</b>  |               |                        | <b>534,928</b>         | <b>400,819</b>   | <b>935,746</b>   | <b>646,678</b> | <b>1,582,425</b>     | <b>2,065,091</b> | <b>3,647,516</b>                |
| <b>TOTAL - OPERADAS</b>        |               |                        | <b>678,378</b>         | <b>512,484</b>   | <b>1,190,862</b> | <b>729,748</b> | <b>1,920,610</b>     | <b>3,175,455</b> | <b>5,096,064</b>                |
| <b>NO OPERADAS</b>             |               |                        | <b>0</b>               | <b>0</b>         | <b>0</b>         | <b>205,030</b> | <b>205,030</b>       | <b>1,846,454</b> | <b>2,051,484</b>                |
| <b>TOTAL - NO OPERADAS</b>     |               |                        | <b>0</b>               | <b>0</b>         | <b>0</b>         | <b>205,030</b> | <b>205,030</b>       | <b>1,846,454</b> | <b>2,051,484</b>                |
| <b>TOTAL PAIS</b>              |               |                        | <b>678,378</b>         | <b>512,484</b>   | <b>1,190,862</b> | <b>934,778</b> | <b>2,125,640</b>     | <b>5,021,909</b> | <b>7,147,548</b>                |

